

ONLINE REGISTRATION PROCESS.

1. OPEN SITE www.aucklandhouseschoolboys.com
2. Go to Admissions 2021 and Register a New Account at the site



Email

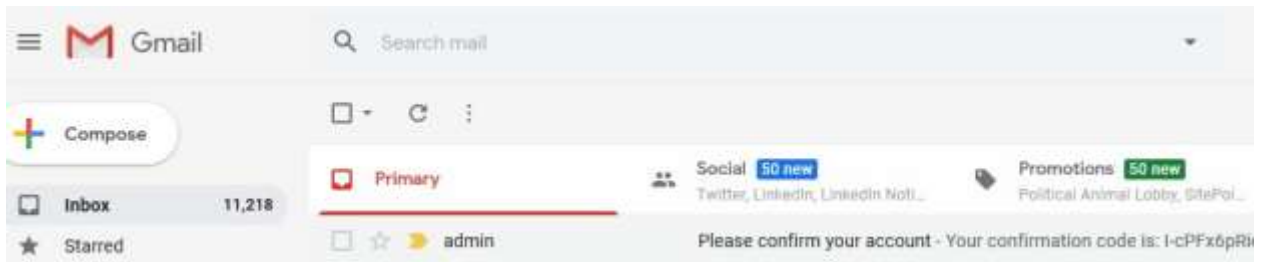
Password

If you don't have an account, please

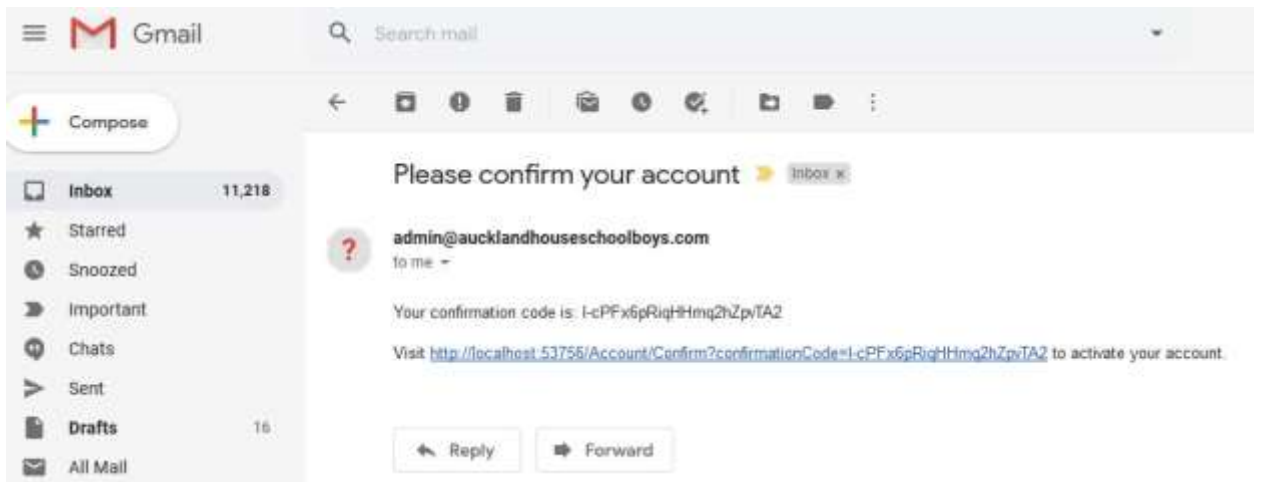
Forgotten Password? [Click Reset Password.](#)

The image shows a registration and login form. It has a dark red background with white text and input fields. There are two input fields for 'Email' and 'Password'. Below them is a yellow 'Login' button. A link for 'Register New User Account' is provided for users without an account. At the bottom, there is a link for 'Reset Password' for forgotten passwords.

3. Open your email account and find the email from admin@aucklandhouseschoolboys.com



4. Open email and click confirmation link therein



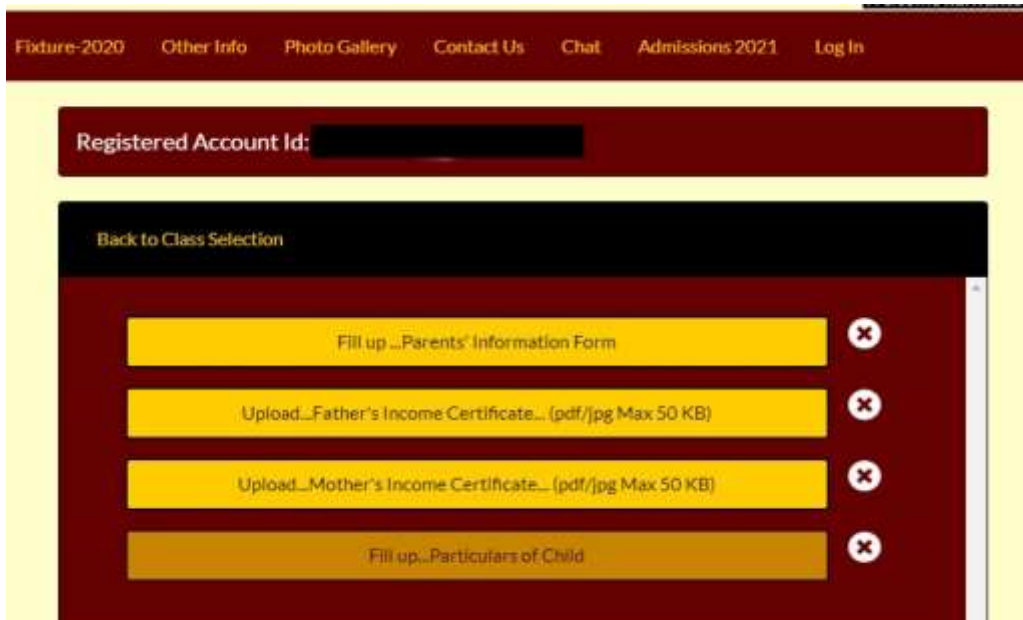
5. Go to Login again and fill up your credentialsemail and password.
6. Read Rules and Regulations. Click Accept button to proceed.

The image shows a screenshot of a web form titled "Regulations and Requirements for Admission". The form is presented in a dark red color scheme with white text. It contains a table with 9 rows of regulations. At the bottom of the table is a yellow button with the text "I Agree and Accept.....proceed".

S.No.	Particulars
1.	I understand that it is necessary for me to deposit Birth Certificate with the Admission Form
2.	I am willing for my child to join in prayers and religious teaching with other pupils
3.	I understand that while withdrawing my child I shall be liable to give one month prior notice or one months fee in lieu thereof
4.	I understand that if my child remains absent for seven days without notice her name will be struck of the school rolls
5.	I understand that Security Deposit is non-refundable if the student fails to join the school after admission is granted.
6.	I understand that my child shall be given admission subject to fulfilling the eligibility criteria as laid down by the Council for the ISCE, New Delhi
7.	I undertake to pay all fees and /or funds, if any, and any upward revision of the same as and when intimated
8.	I understand that all fees once paid are non-refundable, for any reason.
9.	I undertake to abide by all the rules and regulations of the school.

I Agree and Accept.....proceed

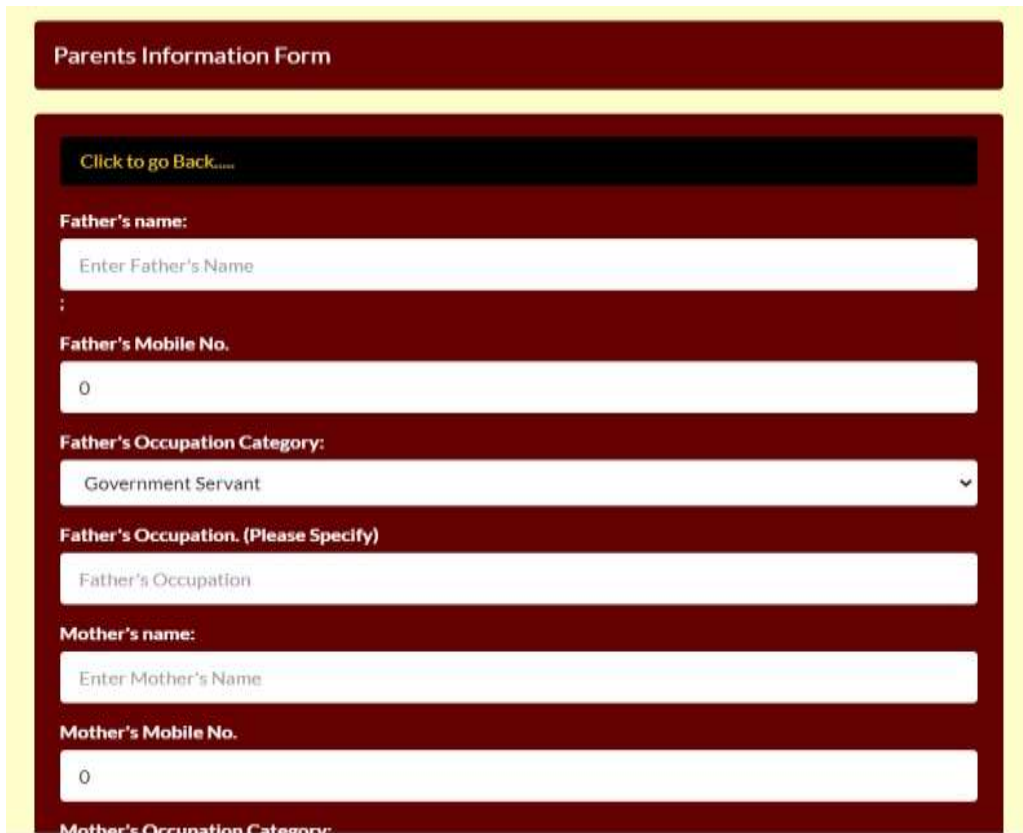
7. Click on ...Fill up Parents information form



The screenshot shows a web portal with a dark red header containing navigation links: Fixture-2020, Other Info, Photo Gallery, Contact Us, Chat, Admissions 2021, and Log In. Below the header, a dark red box displays "Registered Account Id:" followed by a blacked-out ID. A black button labeled "Back to Class Selection" is positioned above a list of four yellow buttons, each with a close icon (X) on the right:

- Fill up ...Parents' Information Form
- Upload...Father's Income Certificate... (pdf/jpg Max 50 KB)
- Upload...Mother's Income Certificate... (pdf/jpg Max 50 KB)
- Fill up...Particulars of Child

8. Fill up parents Information



The screenshot shows the "Parents Information Form" page. At the top, a dark red header contains the title "Parents Information Form". Below it, a black button labeled "Click to go Back....." is visible. The form contains the following fields:

- Father's name:** A text input field with the placeholder "Enter Father's Name".
- Father's Mobile No.:** A text input field with the placeholder "0".
- Father's Occupation Category:** A dropdown menu with "Government Servant" selected.
- Father's Occupation. (Please Specify):** A text input field with the placeholder "Father's Occupation".
- Mother's name:** A text input field with the placeholder "Enter Mother's Name".
- Mother's Mobile No.:** A text input field with the placeholder "0".
- Mother's Occupation Category:** A dropdown menu (partially visible at the bottom).

Immediately followed by Childs Info...

Register a Child for Admission

Child's First Name:

Child's Last name:

Date of Birth:

Aadhaar No:

9. Upload a) Father's income Certificate and b) Mother's Income certificate (in specified file formats only)

Upload Photo/Document ...(max 50 Kb)

No file chosen

CLICK BROWSE to choose a file...(pdf / jpg, size NOT Exceeding 50 KB)

10. Upload a) Child's Photo, b) Photo with parents c) Aadhaar Card and d) Birth Certificate (in specified file formats only)

Requirement	Status
Child's Passport Size Photo... (jpg Max 50 KB)	✘
Child's Photo with Parents... (jpg Max 50 KB)	✘
Upload Aadhaar Card... (jpg Max 50 KB)	✘
Child's Birth Certificate... (pdf/jpg Max 50 KB)	✘

Application Particulars Documents Submitted Pay Registration Fee

11. Pay Fee online

Child Name: hobhucingh

Father's Name: [REDACTED]

Mobile: 9318500000

Email: [REDACTED]

Fee Head	Amount
Registration Fee	500.00
TOTAL:	500.00

Later Pay Now

